

Need assistance?

Hospital operator **626-851-1011**
24 hours a day, 7 days a week

24/7 appointments and advice..... **1-833-KP4CARE**
(1-833-574-2273) (TTY 711)

To schedule a visit anytime, go to
kp.org/appointments, 24/7.

Mandarin Chinese appt. line **1-888-886-1398**
Monday-Friday, 7 a.m. to 7 p.m.

Member Service Contact Center..... **1-800-464-4000** (TTY 711)
24 hours a day, 7 days a week (closed holidays).
English and more than 150 languages using
interpreter services.

Spanish..... **1-800-788-0616**

Chinese dialects..... **1-800-757-7585**

Baldwin Park Café

Open 7 days a week, 7 a.m. to 7 p.m.
Closed 10:30 to 10:45 a.m. and 3 to 4 p.m.

Gift shop

Open Monday-Friday, 9 a.m. to 8 p.m.;
Saturday and Sunday, 10 a.m. to 6 p.m.
(holiday hours may vary)

Pharmacies

24-hour pharmacy: open 24 hours a day,
7 days a week; 1st floor lobby

Pharmacy located in the medical offices:
Monday-Friday, 9 a.m. to 7 p.m.;
Saturday, 9 a.m. to 5 p.m.

Pharmacy mail-order refills..... **1-866-206-2984**

Lactation Room

Located on the second floor of the Baldwin
Park Medical Offices 1, the Lactation Room offers
a private place for breastfeeding mothers to
feed or pump. Available 7 days a week,
8:30 a.m. to 5 p.m.

Parking

Available in the parking structure off of
Bess Avenue.

Stork parking and valet service

Stork parking for expectant mothers is in
the member parking structure, next to the
parking for people with disabilities. Just look
for the image of the stork. Valet service is
temporarily closed.

Drop-off and pickup locations

For routine visits, drop-off and pickup
locations are in front of the medical center.
Emergency Department parking is available in
the surface lot, entering from Dalewood Street.

Shuttle service*

Shuttle service is provided at no cost between
the parking structure and medical center. Service
runs Monday through Friday from 8 a.m. to
6:30 p.m. No weekend or holiday service.

Wheelchairs

Wheelchairs are located at the entrance of our
medical office buildings, at the main entrance
of the medical center, outside the Emergency
Department, and near the patient drop-off area.

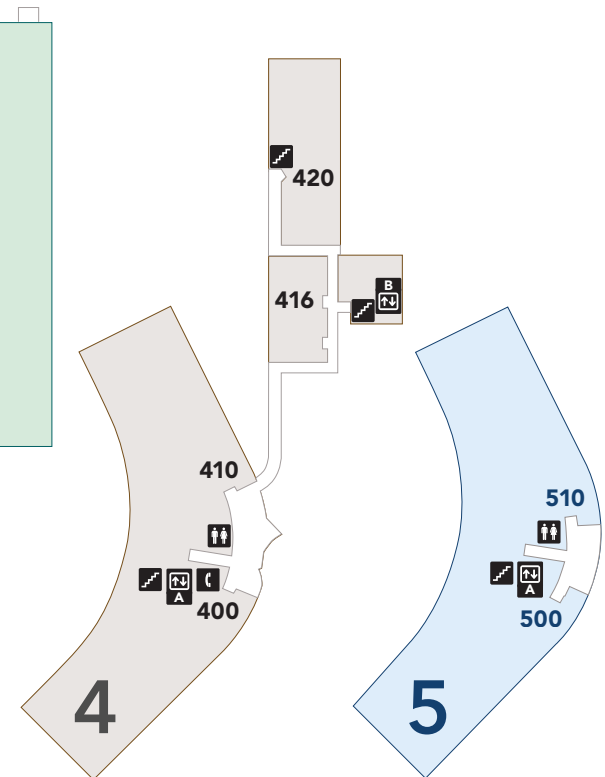
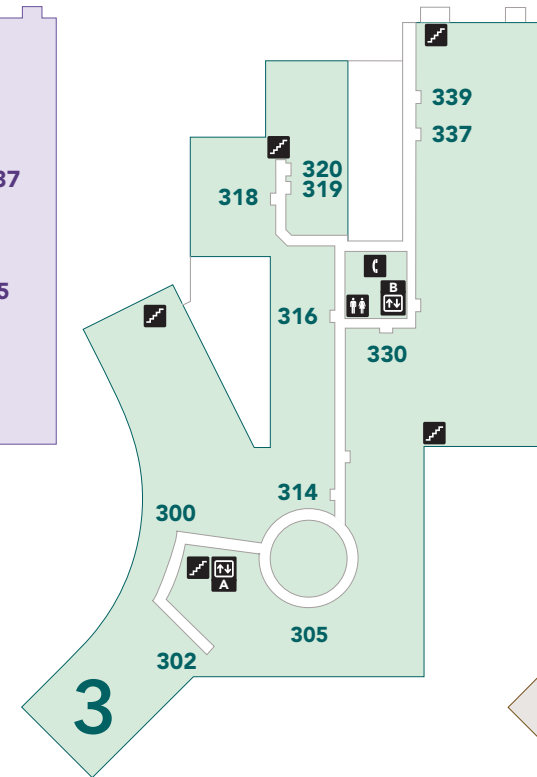
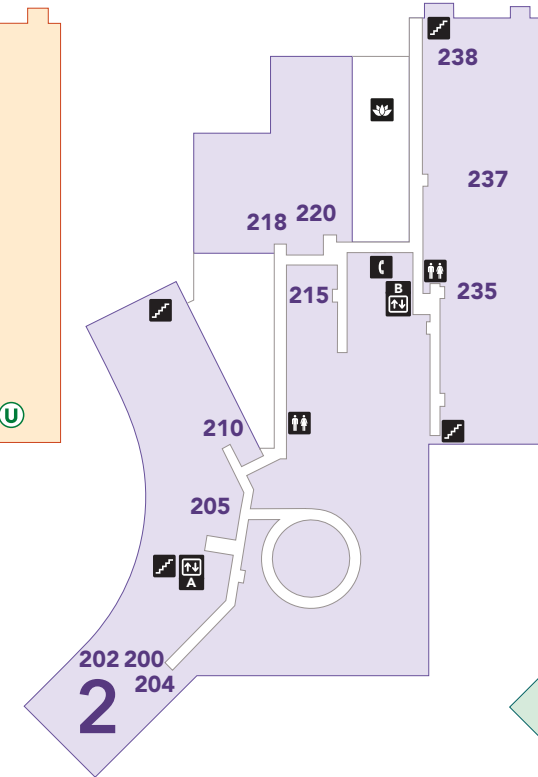
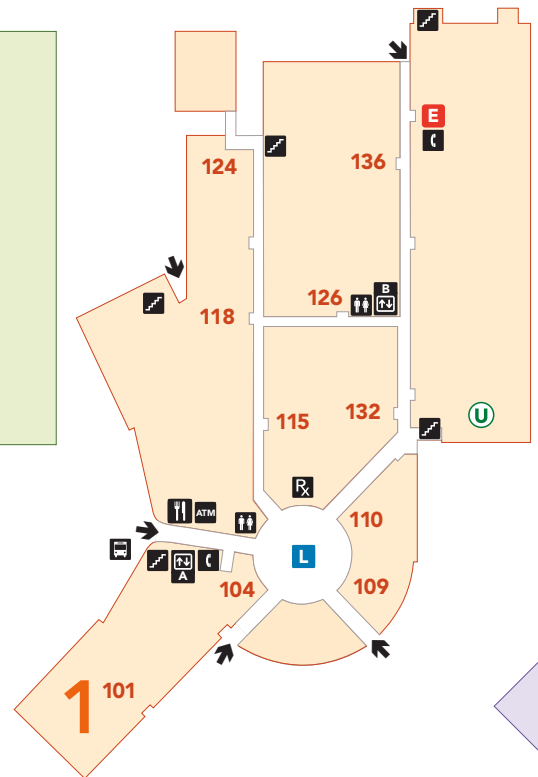
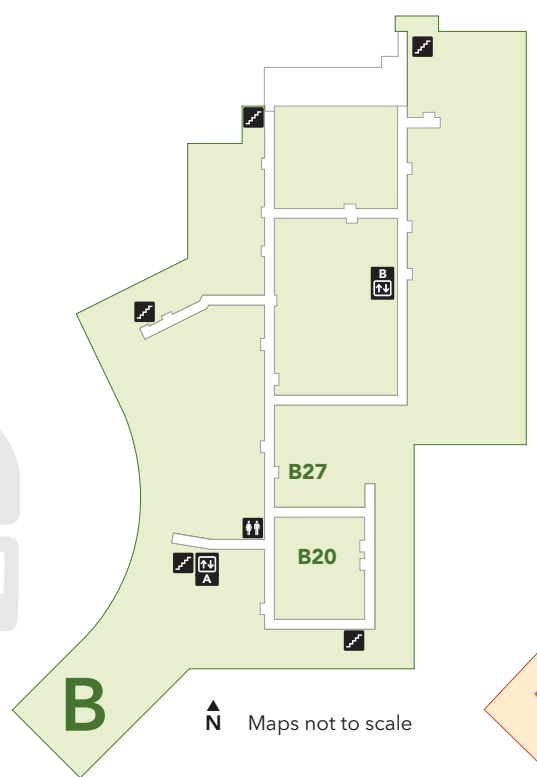
*The services described above are not covered under
your health plan benefits and are not subject to the terms
set forth in your *Evidence of Coverage* or *Certificate of
Insurance*. These services may be discontinued at any time
without notice.

1011 Baldwin Park Blvd.
Baldwin Park, CA 91706

626-851-1011
twitter.com/KPBaldwinPark
kp.org/baldwinpark

Finding your way at Baldwin Park Medical Center





- Accessible Parking
- ATM
- Baldwin Park Café
- Building Entrance
- Elevators A and B
- Emergency Department
- Medical Offices
- Hospital
- Lobby
- Parking Garage
- Parking Lots
- Pharmacy
- Restrooms
- Serenity Garden
- Stairs
- Stork Parking
- Telephone
- Urgent Care
- Wheelchair Pickup

Baldwin Park Hospital

| Department | Number | Floor |
|----------------------------------|--------|-------|
| Administration | 420 | 4 |
| Anesthesia Pre-op Clinic | 200 | 2 |
| Audiology | 330 | 3 |
| Baldwin Park Café | | 1 |
| Cardiology | 235 | 2 |
| Care Guidance Center | B27 | B |
| Center for Healthy Living* | 109 | 1 |
| Conference Center/Classrooms | B20 | B |
| Decedent Affairs/Medical Records | B36 | B |
| Emergency Department | | 1 |
| General Surgery | 237 | 2 |
| Genetics | 235 | 2 |
| Gift Shop | 104 | 1 |
| Head and Neck Surgery | 330 | 3 |
| Hematology/Oncology | 101 | 1 |
| Infectious Disease | 101 | 1 |
| Infusion Center | 101 | 1 |
| Inpatient Quality Management | B27 | B |

| Department | Number | Floor |
|-------------------------------------|--------|-------|
| Internal Medicine Module 3 A | 339 | 3 |
| Internal Medicine Module 3 B | 337 | 3 |
| Labor and Delivery Check-In | 305 | 3 |
| Laboratory | 132 | 1 |
| Long-term Care | B27 | B |
| Medical Social Work | B27 | B |
| MRI | 124 | 1 |
| Neonatal Intensive Care Unit (NICU) | 302 | 3 |
| Neurology | 110 | 1 |
| Nuclear Medicine | 126 | 1 |
| Ob-Gyn Module 1 (Nonstress Testing) | 314 | 3 |
| Ob-Gyn Module 2 | 316 | 3 |
| Ob-Gyn Module 3 | 318 | 3 |
| Ob-Gyn Module 4 | 320 | 3 |
| Occupational Therapy | 118 | 1 |
| Oncology/Hematology | 101 | 1 |
| Pain Management | 202 | 2 |
| Pathology | 115 | 1 |

| Department | Number | Floor |
|--|--------|-------|
| Patient Rooms 2201-2226 (2 East) | 210 | 2 |
| Patient Rooms 2301-2312 (Step Down Unit) | 218 | 2 |
| Patient Rooms 2313-2324 (Critical Care Unit) | 220 | 2 |
| Patient Rooms 3201-3241 (Mother/New Baby Unit) | 300 | 3 |
| Patient Rooms 4001-4032 (4 East) | 410 | 4 |
| Patient Rooms 4033-4064 (4 West) | 400 | 4 |
| Patient Rooms 5033-5064 (5 West) | 500 | 5 |
| Patient Rooms 5201-5226 (5 East) | 510 | 5 |
| Pharmacy (24 hour) | | 1 |
| Physical Medicine | 118 | 1 |
| Physical Therapy | 118 | 1 |
| Procedure and Recovery Area | 204 | 2 |
| Public Affairs | 416 | 4 |
| Pulmonary | 319 | 3 |
| Pulmonary Testing | 215 | 2 |
| Radiology/X-ray | 136 | 1 |

| Department | Number | Floor |
|-------------------------------|--------|-------|
| Respiratory Therapy | 215 | 2 |
| Serenity Garden | | 2 |
| Speech Therapy | 330 | 3 |
| Surgery Check-In/Waiting Room | 205 | 2 |
| Urgent Care | | 1 |
| Vascular Surgery | 238 | 2 |

Baldwin Park Medical Offices 1 & 2

| Department | Medical Office | Floor |
|---------------------------|----------------|-------|
| Conference Rooms | 1 | 2 |
| Endocrinology | 1 | 3 |
| Family Medicine | 1 | 3 |
| Human Resources | 1 | 1 |
| Laboratory/Blood Draw | 1 | 1 |
| Lactation Room | 1 | 2 |
| Mammography/Bone Density | 1 | 1 |
| Member Services | 1 | 1 |
| Nephrology | 1 | 3 |
| Optometry/Vision Services | 1 | 1 |
| Orthopedics | 2 | 1 |
| Pediatrics | 1 | 2 |
| Pharmacy | 1 | 1 |
| Rheumatology | 2 | 2 |
| Urology | 2 | 2 |
| Volunteer Services | 1 | 1 |

*Center for Healthy Living classes are held in the basement conference rooms.